

QUALITAIR

INVICTA CELLAR
COOLERS & COOL
STORAGE SYSTEMS
2.4-6.8 kW

Two model options are available:

- Electro-mechanical Controller for operation 8-23°C (standard model).
- Electronic Controller for operation 4-23°C (low temperature model).



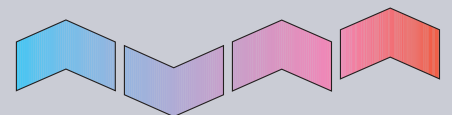
8-23°C (Standard)

7-23°C (Temp)

6-23°C (Temp)

5-23°C (Temp)

4-23°C (Low Temp)



ICC — INVICTA CELLAR COOLER

Standard Features:

- Cool Storage Split System.
- Robust Indoor Stainless Steel Design.
- Electro-mechanical Model.

Factory Fitted Items:

- System Head Pressure Control.
- Heater Kit.
- High Pressure Cut-out.
- Low Pressure Winter Start Kit.

Options & Accessories:


- Electronic Controller for lower temperature operation 4-23°C.
- Electrical Isolator.
- Wall Mounting Kit.

Control Options:

Electro-mechanical Controller (standard model).



Electronic Controller for operation 4-23°C (low temperature model).



ICC (indoor unit)

The ICC (INVICTA Cellar Cooler) systems provide reliable cooling for wines and beers, prolong the storage life of fresh fruit and vegetables and keep florist stock in peak condition.

The new low temperature model range offers continuous chilled bottled drinks, for bar restocking.

The system consists of two matching units, the ICC indoor unit and a robust ICU outdoor condensing unit. The indoor unit in stainless steel mounts neatly on the wall or the ceiling where it will not take up valuable storage space. The range provides preset

temperatures, variable in the range 8-23°C with the Electro-mechanical Controller (standard model) and 4-23°C with the Electronic Controller (low temperature model). ICC cellar coolers, with optional electric heaters, ensure optimum temperature control all year round.

All components on the ICC unit are easily accessible for routine maintenance.

The Qualitair ICC range of cool storage units is designed specifically for the retail, catering and brewing industries.



ICU (outdoor condensing unit)

TECHNICAL SPECIFICATIONS

ICC (indoor unit) and ICU (outdoor unit) technical data

Electro-mechanical Controller (standard model) — Total duties @ 12.7°C db, 10°C wb internal, 27°C external

Electronic Controller (low temperature model) — Total duties @ 5°C db, 3.5°C wb internal, 27°C external

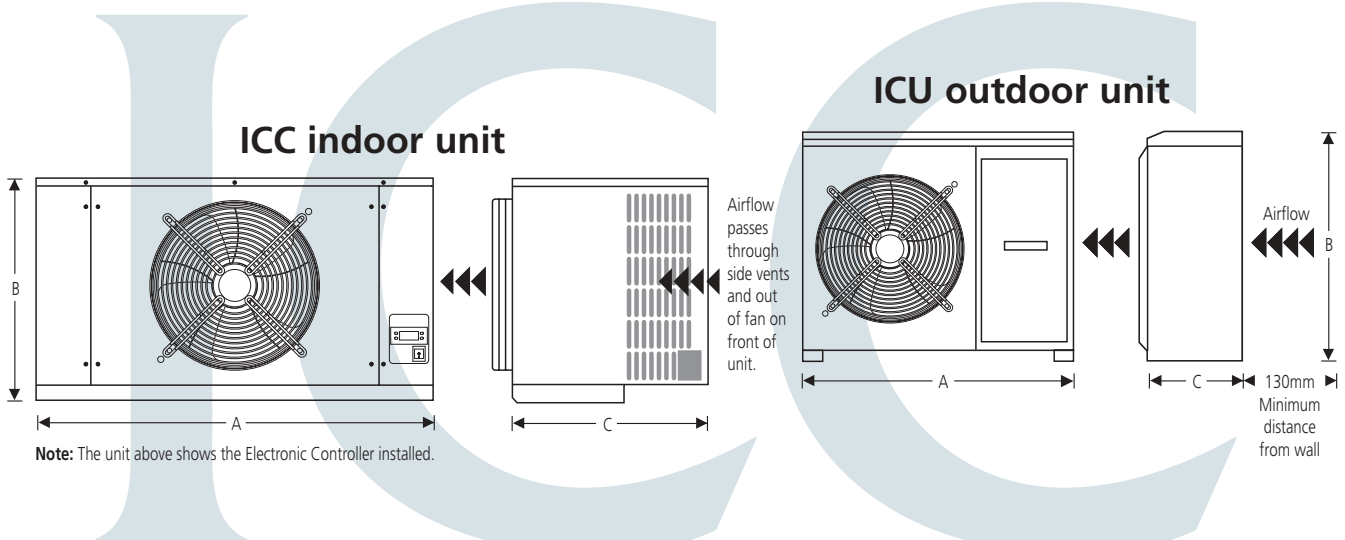
Model	Electro-mechanical Capacity		Electronic Controller Capacity		Refrigerant	Optional Elect Heater kW	Airflow m ³ /s	Noise Level NR	Connections	
	kW	Btu/hr	kW	Btu/hr					Suct o/d	Liquid o/d
ICC25	2.4	8190	1.85	6343	R407c	3.0	0.51	52	3/8"	1/4"
ICU30						N/A	0.54	61	3/8"	1/4"
ICC35	3.5	12110	2.6	8914	R407c	3.0	0.62	57	1/2"	1/4"
ICU40						N/A	0.45	48	1/2"	1/4"
ICC50	4.5	15200	3.7	12685	R407c	3.0	0.62	57	1/2"	3/8"
ICU55						N/A	0.45	47	1/2"	3/8"
ICC50	5.8	19650	4.7	16114	R407c	3.0	0.62	57	5/8"	3/8"
ICU80						N/A	0.70	53	5/8"	3/8"
ICC60	6.1	20815	5.0	17142	R407c	4.0	0.73	57	5/8"	3/8"
ICU80						N/A	0.70	53	5/8"	3/8"
ICC70	6.8	23200	5.4	18514	R407c	4.0	0.95	59	5/8"	3/8"
ICU80						N/A	0.70	53	5/8"	3/8"

Notes:

1. NR level free field at 2m (internal) and 3m (external). 2. Air throw: ICC25 – 7.5m; ICC35, ICC50 and ICC60 – 12m; ICC70 – 13.5m approximate.

Model		Electrical Supply			
Indoor	Outdoor	v/ph/hz	Flc	Lrc	Hre fuse
ICC25	ICU30	230/1/50	3.3	19	10
ICC35	ICU40	230/1/50	6.6	28	10
ICC50	ICU55	230/1/50	10.6	53	16
ICC50	ICU80	230/1/50	16.1	82	20
ICC50	ICU80	400/3/50	6.0	33	10
ICC60	ICU80	230/1/50	16.1	82	20
ICC60	ICU80	400/3/50	6.0	33	10
ICC70	ICU80	230/1/50	16.1	82	20
ICC70	ICU80	400/3/50	6.0	33	10

Model	Width (A) mm	Height (B) mm	Depth (C) mm	Weight kg
ICC25	805	450	475	25
ICU30	720	610	250	32
ICC35	805	450	475	27
ICU40	720	610	250	42
ICC50	805	450	475	27
ICU55	800	765	320	60
ICC50	805	450	475	27
ICU80	800	765	320	64
ICC60	865	525	525	39
ICU80	800	765	320	64
ICC70	865	525	525	40
ICU80	800	765	320	64





Eaton-Williams Air Conditioning

Station Road, Edenbridge

Kent TN8 6EG, England

Telephone: +44 (0)1732 866066

Facsimile: +44 (0)1732 867937

www.eaton-williams.com

We reserve the right to alter specifications without notice and products will sometimes be supplied with modifications which do not strictly comply with the descriptions and illustrations in this publication.